The United Nations Institute for Training and Research

50 more years of human empowerment

2012-2013 Beneficiary and Event Statistics

Beneficiary output tops 50,000

UNITAR provided training and related outreach services to 50,723 beneficiaries during the 2012-2013 biennium, representing the second consecutive two-year budget cycle in which the 50,000 benchmark was met. As shown in chart 1 below, the number of beneficiaries from training- and conference-related events organized by UNITAR increased during the biennium, from 10,526 to 10,964 (4 per cent) and from 10,054 to 12,146 (21 per cent), respectively. The total number of beneficiaries, however, decreased from 27,272 to 23,451 (14 per cent) due to the sharp decline in the number of indirect beneficiaries from events organized by other entities in which UNITAR provided inputs. This shift is reflective of the emphasis that UNITAR is placing on delivering events for direct beneficiaries either solely, or in partnership with other organizations (see chart 3).

During the biennium, UNITAR delivered an increasing number of events, with 2013 marking an all-time high of 459 events. Seventy-seven per cent of UNITAR events are related to training, and 65 per cent of the total events are developed around specific learning outcomes. Outreach events, such as conferences, public lectures and side events, represent a smaller share at 17 per cent.

Chart 1: Number of Beneficiaries

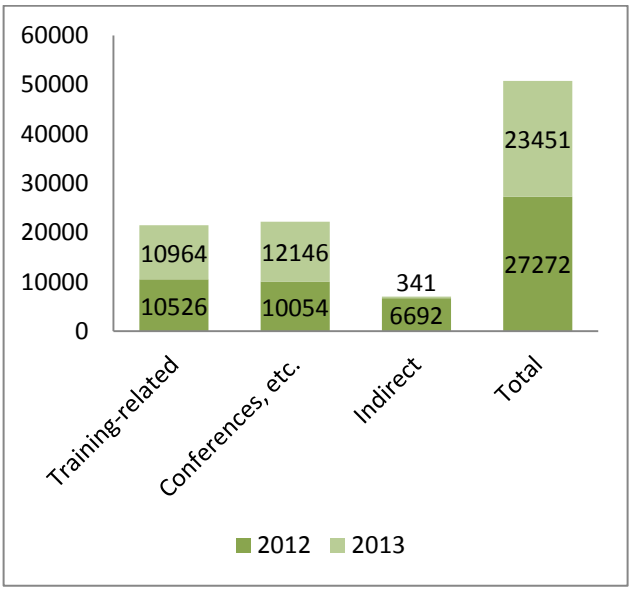

Chart 2: Number of Events

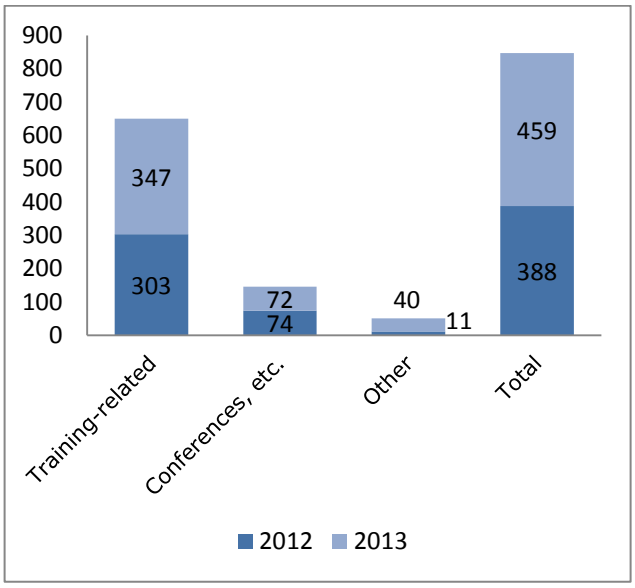

As shown in chart 3, below, the Institute's emphasis on partnership building could not be more striking, with 16,562 (or 68 per cent) beneficiaries taking part in events implemented with partners in 2013, up from 13,429 (or 47 per cent) in 2012. Partners have included organizations as diverse as other United Nations agencies, regional organizations, national training institutes, foundations, universities, non-governmental organizations and the private sector.

A total of 650 training-related events delivered over the course of the biennium accounted for 50 per cent of UNITAR's overall beneficiary output, with 80 per cent of these beneficiaries, or some 16,500 individuals, taking part in courses and other events associated with learning outcomes. Learning events represented 65 per cent of all events delivered during 2012-2013.

As shown in chart 4 below, more than one third of beneficiaries from training-related events came from African countries (36 per cent), followed by Asian and Pacific (27 per cent), European (18 per cent) and Latin American and Caribbean countries (11 per cent). Middle East and North America accounted for 3 and 5 per cent of beneficiaries, respectively. The overall female to male gender ratio for the 2012-2013 biennium was 40-60.

Chart 3: Beneficiaries by Category

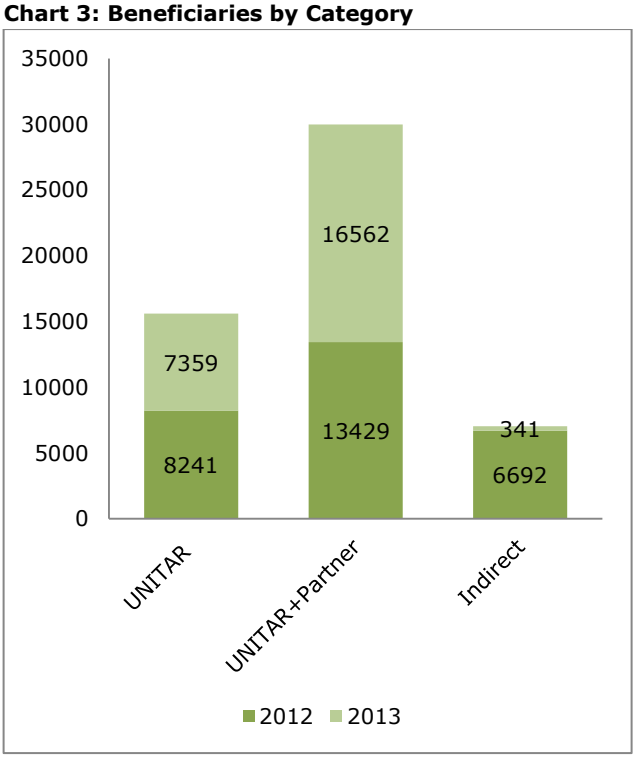

Chart 4: Beneficiaries by Region[1]

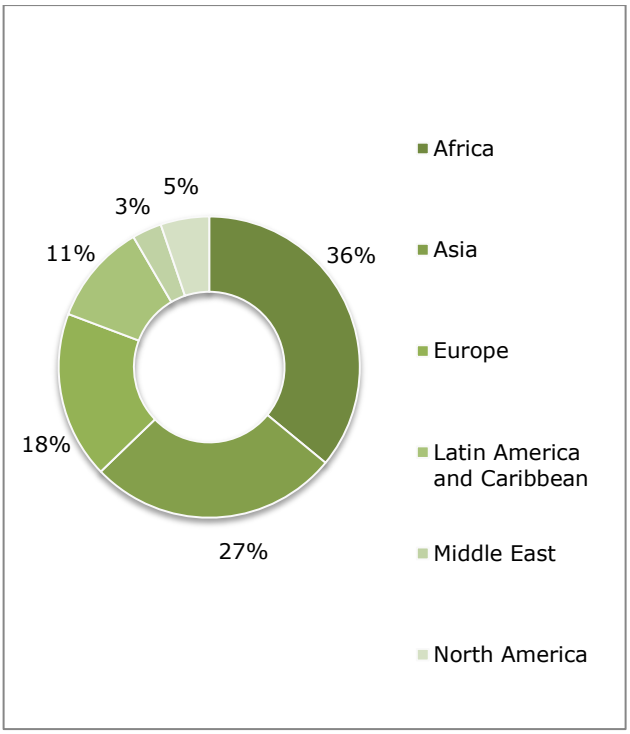

Top 10 nationality rankings of beneficiaries*

2012		2013	
Nigeria	593	Nigeria	691
Afghanistan	532	Afghanistan	697
United States	452	United States	574
India	260	Uganda	327
Uganda	257	India	268
United Kingdom	192	United Kingdom	205
South Africa	176	South Africa	179
Cameroon	160	Switzerland	165
Switzerland	157	Cameroun	161
Kenya	155	Kenya	160

*Based on recorded nationalities of registrations /participations for briefings, courses, fellowship programmes, seminars, workshops and webinars.

More than half from government

UNITAR serves a broad-based group of constituencies, with more than 50 per cent of its training-related beneficiaries coming from national, state and local government; 21 per cent from non-state sectors, including NGOs, academia and the businesses; and 7 per cent from other sectors. Fifteen per cent of training-related beneficiaries come from the United Nations and other regional and international organizations.

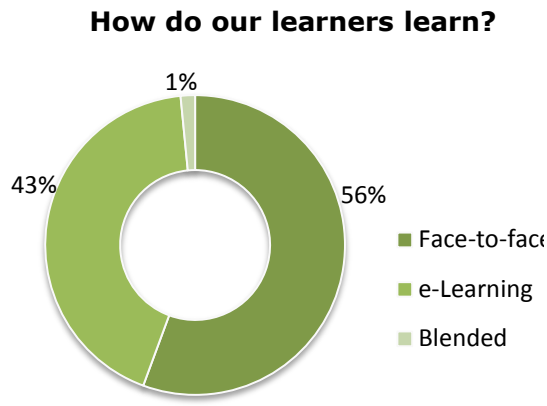

43 per cent learning online

Online learning continues to represent an important medium in which UNITAR delivers its training. Over the 2012-2013 biennium, UNITAR delivered 264 e-Learning courses to over 9,000 participants across the globe, which represent close to 45 per cent of all UNITAR learners. As a mode of delivery, e-Learning accounts for nearly 50 per cent of all learning-related events and 80 percent of training courses. The potential benefits of blended forms of learning remain to be harnessed.

Completion and certification rates

The number of learning event participations, completions and certifications for the biennium stands at 16,485, 14,740 and 12,503, respectively. UNITAR currently enjoys high completion and certification rates, with 90 per cent and 85 per cent of participants completing and receiving certificates from learning-related events, respectively. These rates vary, however, depending on the mode of delivery, with somewhat lower rates recorded for e-Learning courses (84 per cent and 85 per cent, respectively).

Chart 5: Beneficiaries by Affiliation[2]

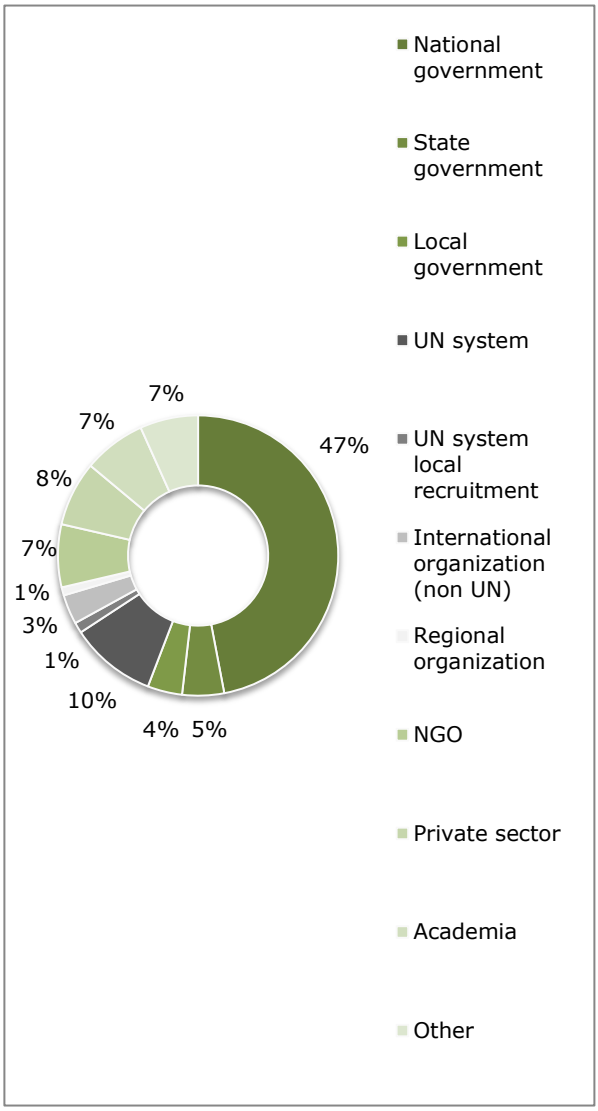

Chart 6: Completion and Certification Rates

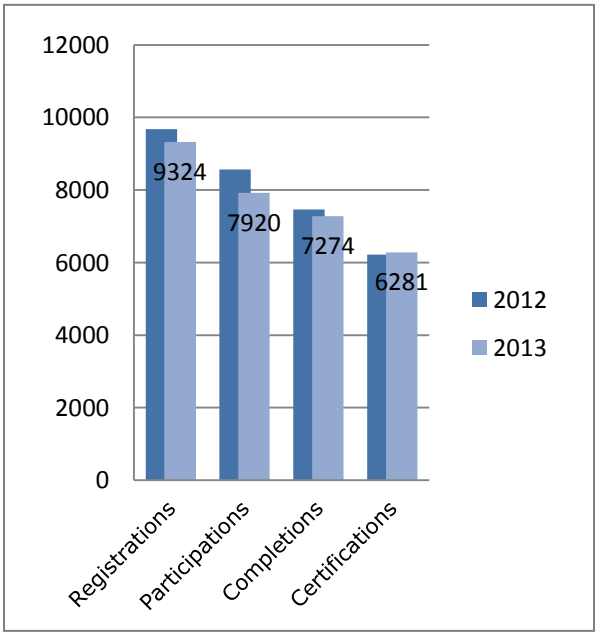

Perceived overall value remains high

UNITAR continues to monitor feedback from beneficiaries with a view to assessing its training services across four key indicators: job relevance, new information, intent to use and overall usefulness. Of 548 learning events delivered to 16,485 participants during the 2012-2013 biennium, feedback from respondents continued to reflect a high degree of appreciation with and value in UNITAR training services. Based on data collected, respondents agreed or strongly agreed that training was job relevant (88 per cent), that information was new to them (70 per cent), that it was likely they would use the information (92 per cent) and that the event was considered to be overall useful (94 per cent).

Chart 7: Beneficiary Feedback

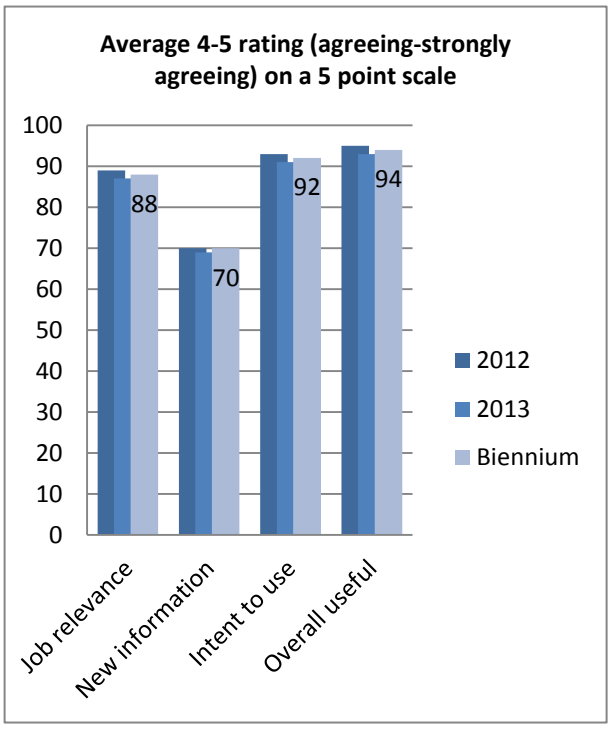

[1] Proportion based on 21,186 registrations/participations. Excludes those with nationality not reported.
[2] Proportion based on 21,186 registrations/participations. Excludes those with affiliations not reported.