

FACTS, FIGURES AND FINANCE 2015

In 2015, UNITAR provided training and knowledge-sharing services to more than 40,000 individuals, representing an increase of over 12% from 2014 figures. The number of events increased from 476 (2014) to 482 (2015).

Approximately half of UNITAR learners (47%) learn online. The male-female gender ratio of beneficiaries stands at 57-43 when Peacekeeping Training beneficiaries are removed (primarily military and police contingent personnel).

More than 75% of the Institute's beneficiaries come from developing countries, with the number of beneficiaries from Latin America and the Caribbean doubling from 11% (2014) to 22% (2015).

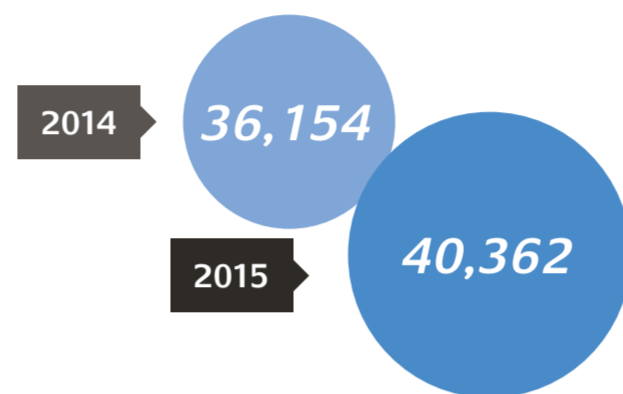
While the largest proportion of beneficiaries continues to come from governments, 2015 witnessed a marked increase in the number of beneficiaries from academia.

Reaction to UNITAR learning services continues to remain extremely positive, with a majority of respondents to after training surveys agreeing or strongly agreeing on key metrics, including job relevance (89%), newness of information (78%), intend to use (89%) and overall usefulness (92%).

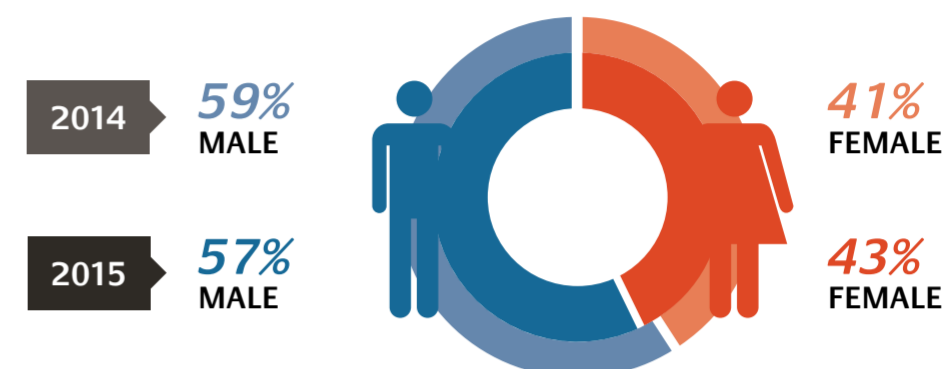
1 - NUMBER OF EVENTS



2 - NUMBER OF BENEFICIARIES

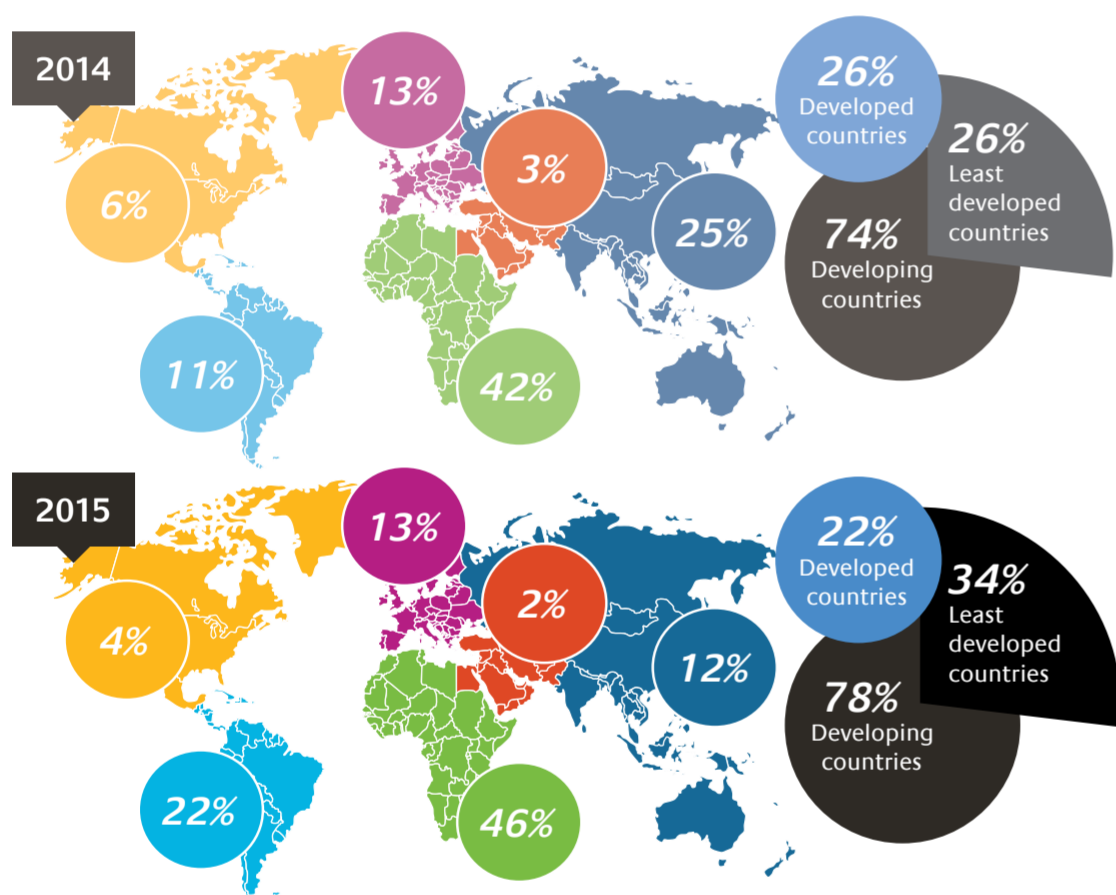


3 - GENDER RATIO



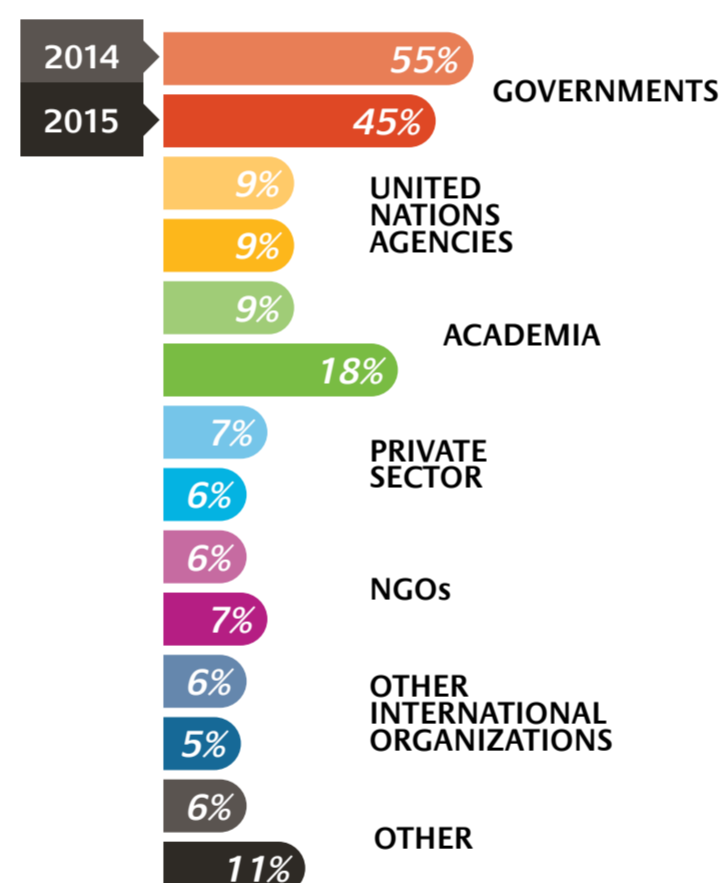
Excluding Peacekeeping Training beneficiaries

4 - REGIONAL BREAKDOWN OF BENEFICIARIES



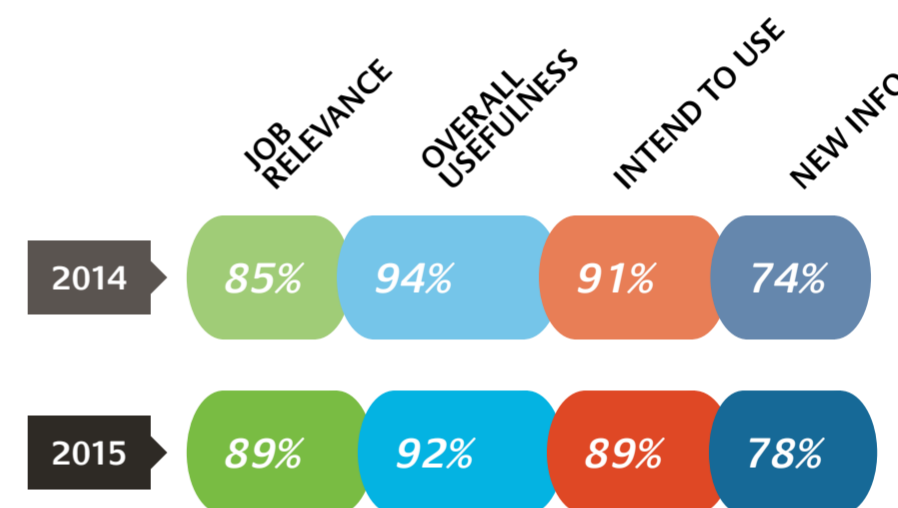
Beneficiaries from events with learning outcomes

5 - BENEFICIARIES BY AFFILIATION

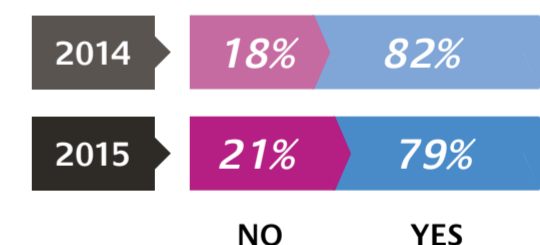


Beneficiaries from events with learning outcomes

6 - BENEFICIARIES' REACTION TO LEARNING SERVICES



7 - BENEFICIARIES' APPLICATION OF KNOWLEDGE



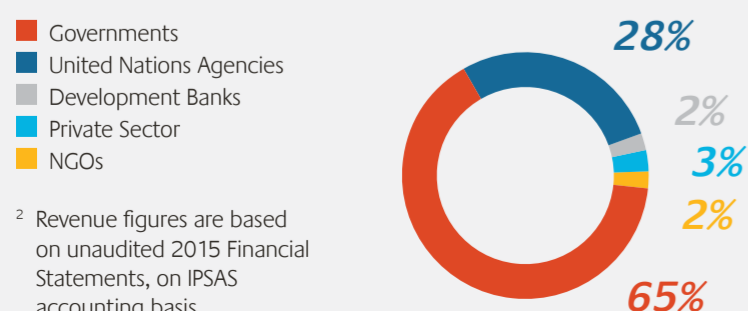
Proportion of sampled beneficiaries confirming having applied / transferred knowledge / skills.

CONTRIBUTIONS FOR GENERAL FUND AND PROGRAMMING (2015)¹



¹ Contributions are accounted for on budgetary basis.

REVENUE BY SOURCE (2015)²



² Revenue figures are based on unaudited 2015 Financial Statements, on IPSAS accounting basis.

CONTRIBUTIONS FOR GENERAL FUND (2015)

Governments

Algeria	> 1 million
Switzerland	> 100,000
Russia	≥ 100,000
Kuwait	≥ 20,000
Liechtenstein	> 10,000
China	≥ 10,000
Morocco	≥ 10,000
Nigeria	> 5,000
Thailand	< 5,000
Holy See	< 5,000
Other donors	> 10,000

CONTRIBUTIONS FOR PROGRAMMING (2015) (ABOVE 100,000 USD)

Governments (National, Regional, Local)

Switzerland	> 3 million
Norway	> 1 million
Germany	> 1 million
Sweden	> 500,000
Japan Hiroshima Prefecture Government	> 500,000
Japan	> 500,000
Algeria	> 500,000
Nigeria Rivers State	> 500,000
Finland	> 200,000
Denmark	> 200,000
Saudi Arabia	> 200,000
Republic of Korea	> 100,000
Russia	≥ 100,000
China	≥ 100,000
Malaysia	≥ 100,000

Other Institutions

The Arab Bank for Economic Development in Africa (BADEA)	> 200,000
The MacArthur Foundation	> 200,000
The Macroeconomic and Financial Management Institute of Eastern and Southern Africa (MEFMI)	> 200,000
HUMANITY UNITED	> 100,000
Economic Community of West African States (ECOWAS)	> 100,000
West African Institute for Financial and Economic Management (WAIFEM)	> 100,000
United Nations Agencies	
UNEP	> 1 million
UNDP	> 500,000
UNOCHA	> 200,000
UNIDO	> 100,000