

# Key Performance Indicators 2023

UNITAR tracks Key Performance Indicators (KPIs) to assess organizational performance against the Institute's strategic objectives. KPIs serve as the corporate performance dashboard, with measures on event delivery, gender and development status of beneficiaries, certification, client feedback and utilization, and financial metrics.



## OUTREACH

LEARNING  
RELATED  
BENEFICIARY  
OUTREACH

CERTIFICATION  
OF  
COMPLETION  
RATE

% SPECIAL  
SITUATION  
COUNTRIES

% GENDER  
RATIO



## EVENTS

% LEARNING-  
OUTCOME  
EVENTS

% EVENTS IN  
PARTNERSHIP



## EVALUATION

% OVERALL  
USEFULNESS

%  
APPLICATION  
OF  
KNOWLEDGE &  
SKILLS

%  
APPLICATION  
OF  
KNOWLEDGE  
AND SKILLS  
- SDGs



## BUDGET

MINIMUM  
OPERATIONAL  
RESERVE

BIENNIUM  
GROWTH RATE

% ANNUAL  
BUDGETARY  
PERFORMANCE



# OUTREACH 2023

LEARNING RELATED  
BENEFICIARY  
OUTREACH

**400,985**

% TARGET

 **200%**

CERTIFICATION OF  
COMPLETION RATE

**MOOCs: 33%**  
**Other : 36%**

% TARGET

 MOOCs: 94%

 Other: 80%

SPECIAL SITUATION  
COUNTRIES IN  
LEARNING

**15%**

% TARGET

 **30%**

GENDER RATIO

NON-  
MALE FEMALE BINARY

TARGET	50	50	0
ACTUAL	45	54	1

% TARGET

 **108%** 

MARKERS:

 Above/on target

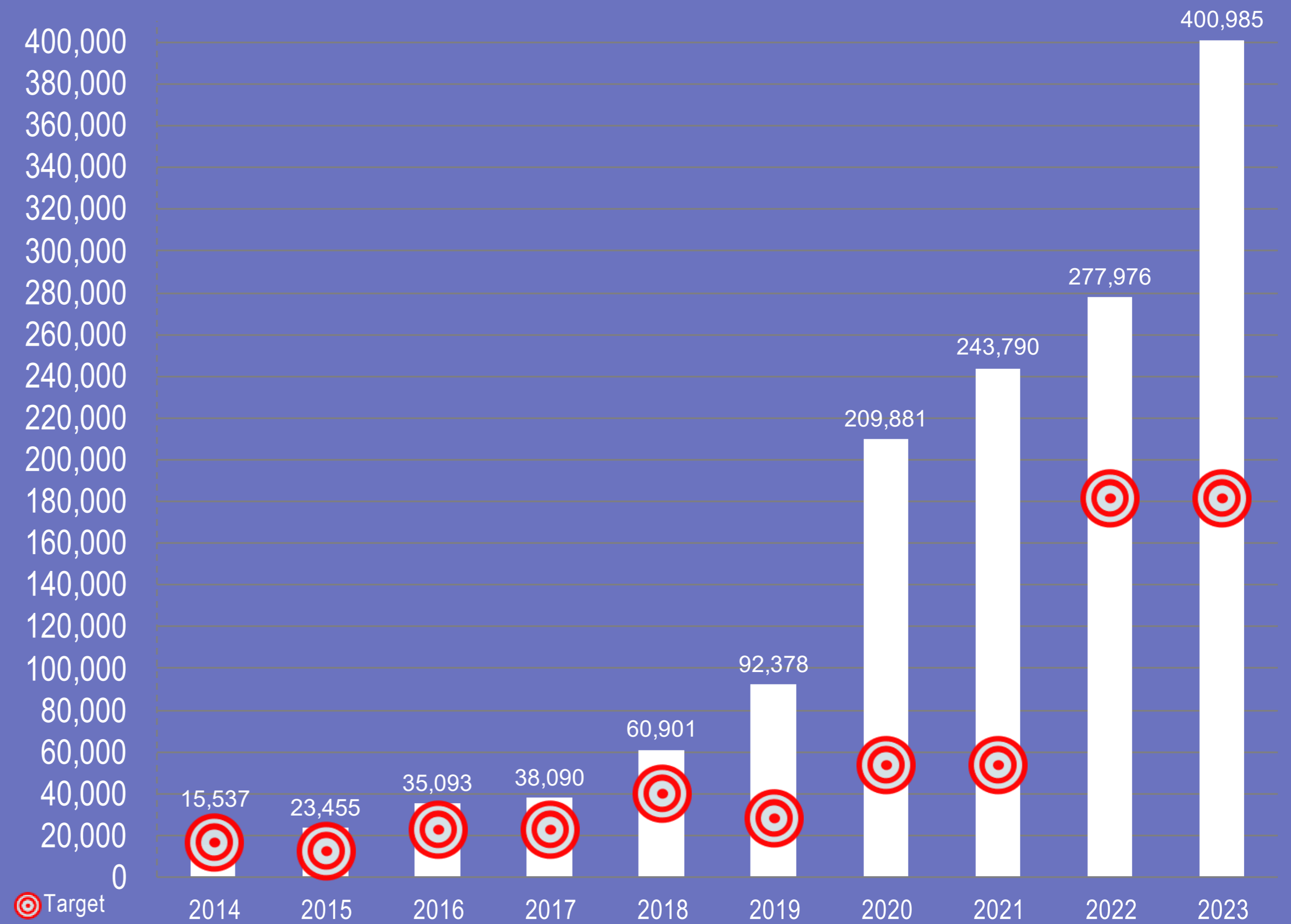
 Approaching target

 Below target



# LEARNING-RELATED BENEFICIARY OUTREACH

Refers to the total number of participations in events with specific learning objectives. The target is set at 50 per cent of the beneficiaries recorded in the programme budget. Not included are beneficiaries from large conferences, public lectures, side events, etc. (Prior to 2016, learning-related outreach included a small number of beneficiaries from training events without learning objectives).

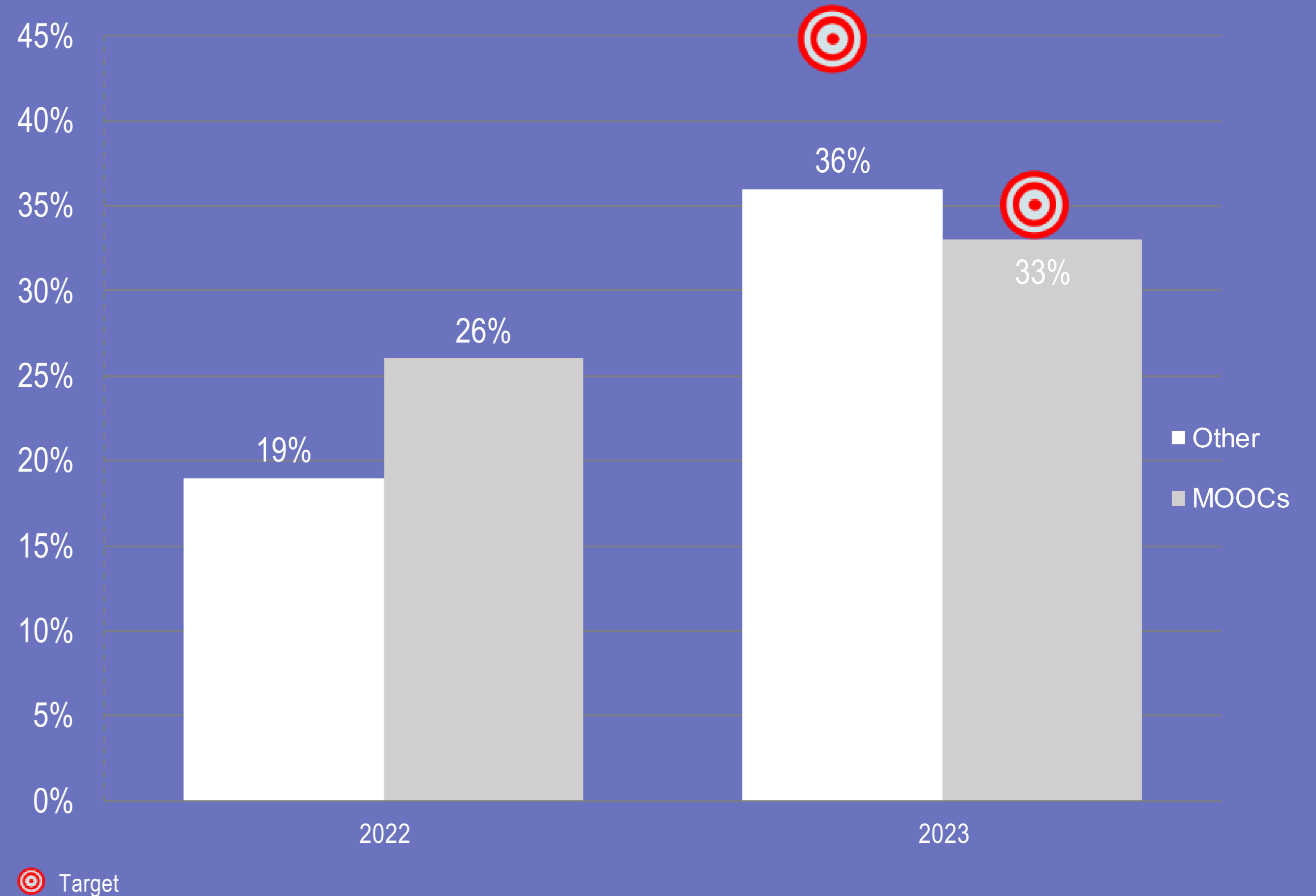




# CERTIFICATION OF COMPLETION RATE

Refers to the percentage of learning-related beneficiaries from events with objective assessment of learning meeting certification of completion requirements according to the UNITAR Certification Policy. Management set the two targets in April 2024 following discussion and the results of the evaluation on learning certification.

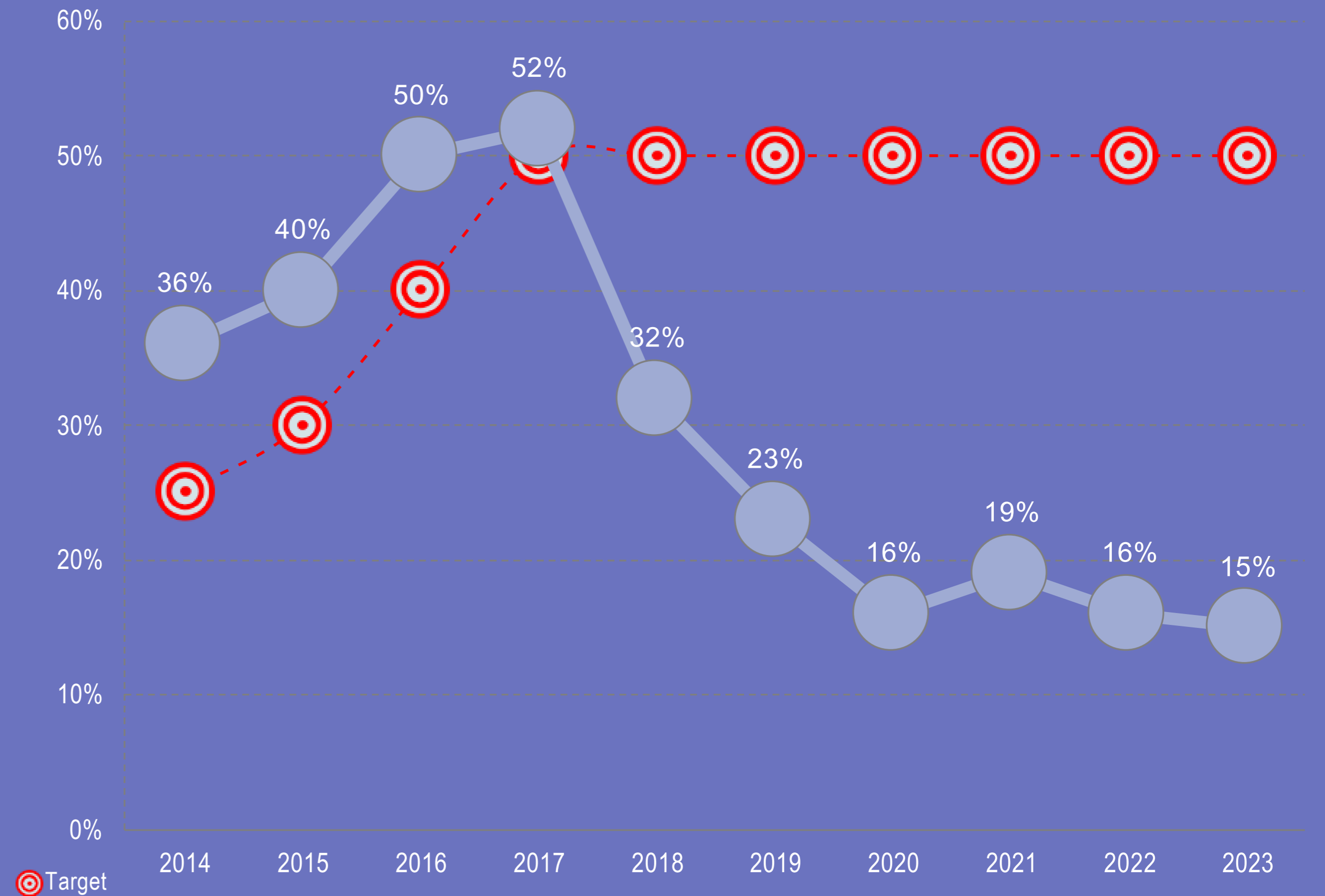
Self-paced, open enrolment events recorded in the Events Management System (EMS) are considered Massive Open Online Courses (MOOCs). "Other" refer to all those not in the MOOC category, i.e. face-to-face, online events by invitation, etc.





# % OUTREACH PARTICIPANTS FROM SPECIAL SITUATION COUNTRIES IN LEARNING EVENTS

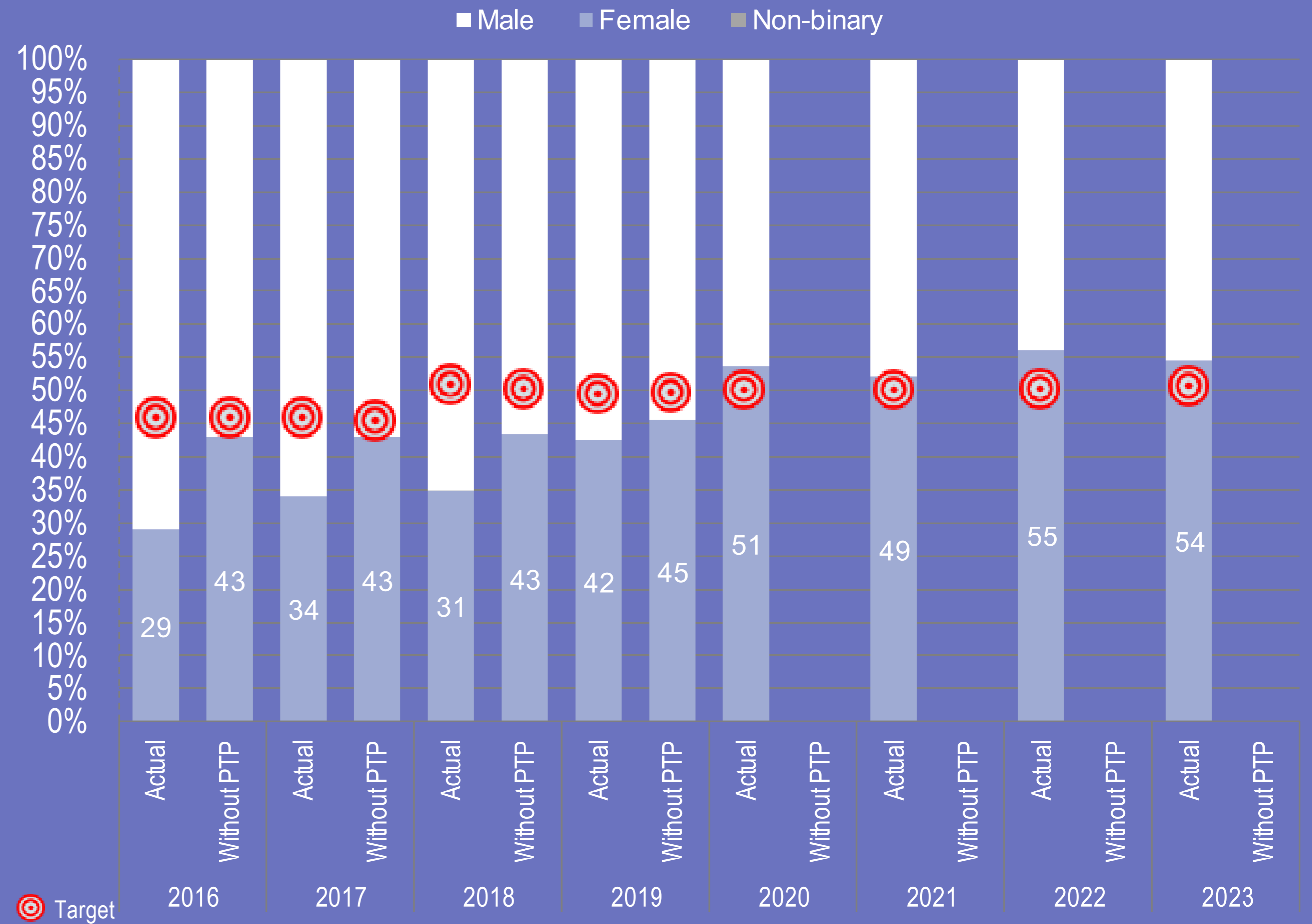
Refers to the percentage of participants from LDCs, LLDCs and SIDS participating in events associated with a specific learning outcome. This is a subset of the learning-related beneficiary outreach. The target is based on the strategic objectives to focus programming on meeting needs of beneficiaries most in need. Prior to 2016, UNITAR only tracked the LDC sub-category.





# GENDER RATIO

Refers to the M-F ratio of beneficiaries recorded in learning-related events. From 2015 to 2019, UNITAR tracked the overall ratio as well as the ratio without Peacekeeping Training Programme statistics. In 2018 and 2019 participants had the possibility to select “other” genders than male and female. Non-binary was added in 2022.





# EVENTS 2023

LEARNING OUTCOME  
EVENTS

55%

% TARGET

 79%




EVENTS IN  
PARTNERSHIP

74%

% TARGET

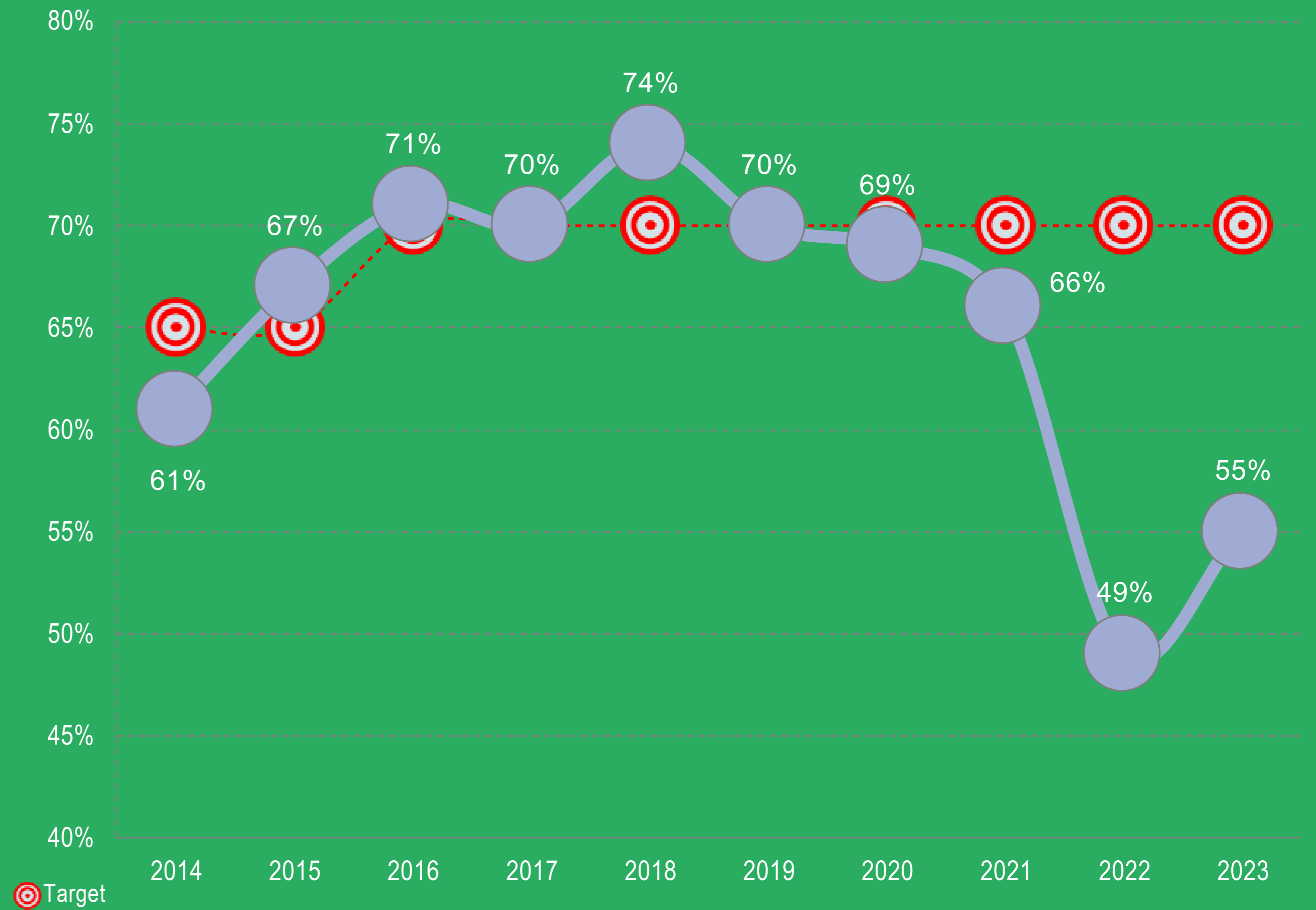
 99%

MARKERS:

-  Above/on target
-  Approaching target
-  Below target

# % LEARNING OUTCOME EVENTS

Percentage of events that have specific learning objectives, based on all events recorded in the EMS. The target was set with the objective to maintain the proportion of learning-related programming at two-thirds (70%) of all events.

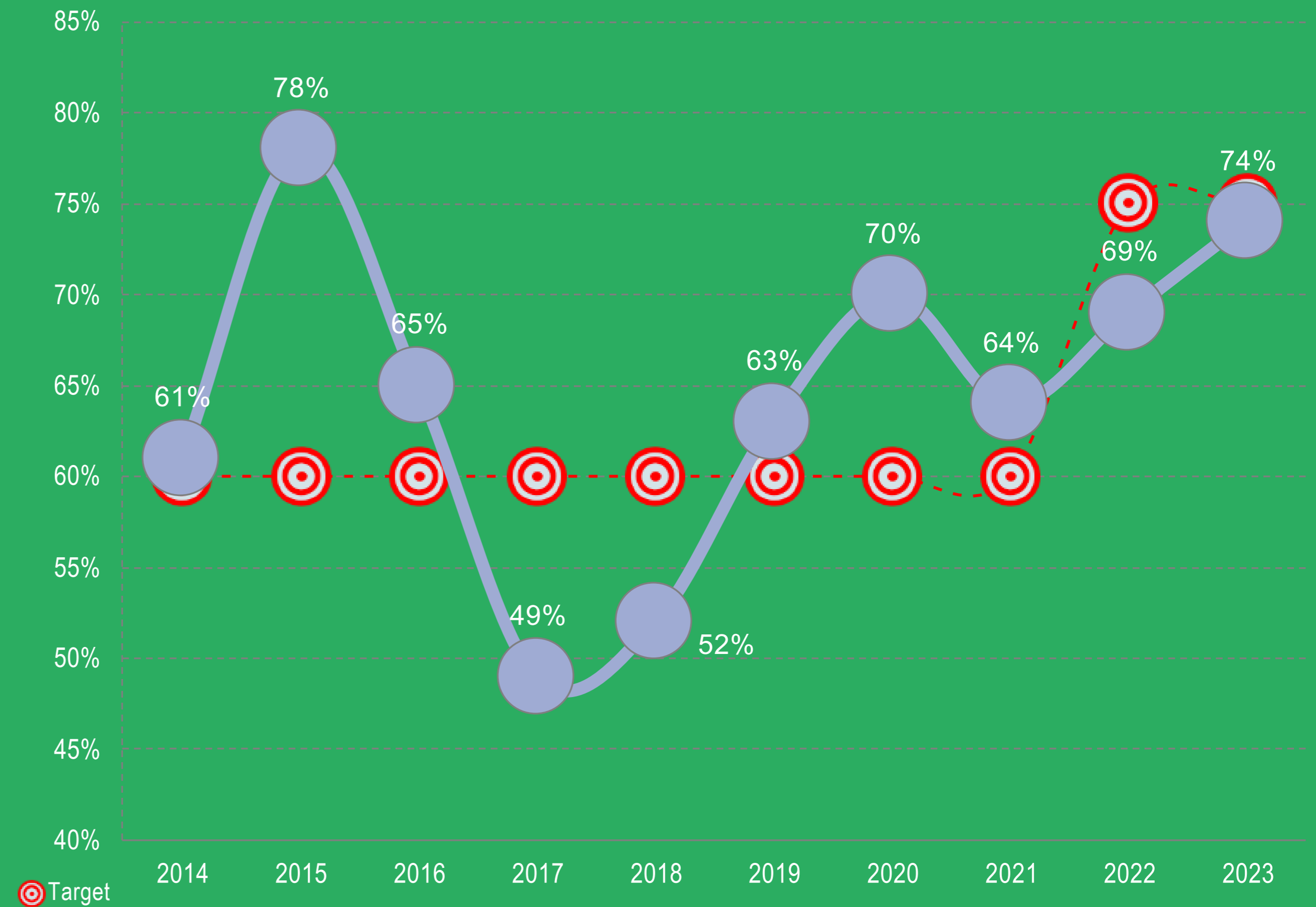






# % EVENTS IN PARTNERSHIP

Percentage of events implemented with at least one partner, as recorded in the EMS. As partnership-building is a strategic pillar to the Institute's programming, Management has gradually increased this performance target since 2011. In the 2020-2021 programme budget the target was set at 75%. In 2022-2023, the indicator was dropped from the programme budget although Management continues to monitor this indicator.





# EVALUATION 2023

OVERALL  
USEFULNESS

88%

% TARGET

 98%

APPLICATION OF  
KNOWLEDGE AND  
SKILLS

80%

% TARGET

 100%




APPLICATION OF  
KNOWLEDGE AND  
SKILLS TO SDGs

89%

% TARGET

 111%

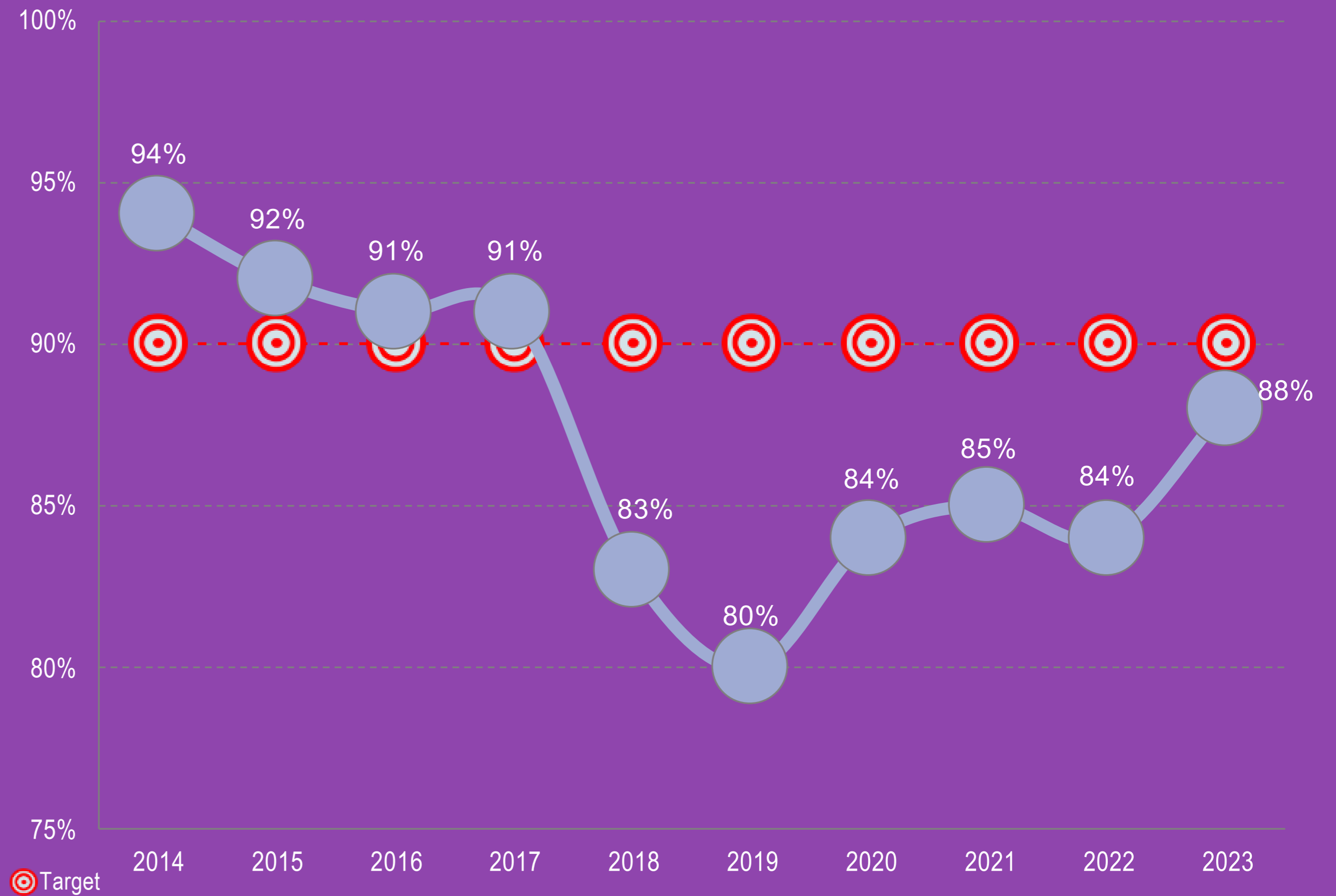
MARKERS:

-  Above/on target
-  Approaching target
-  Below target



# % OVERALL USEFULNESS

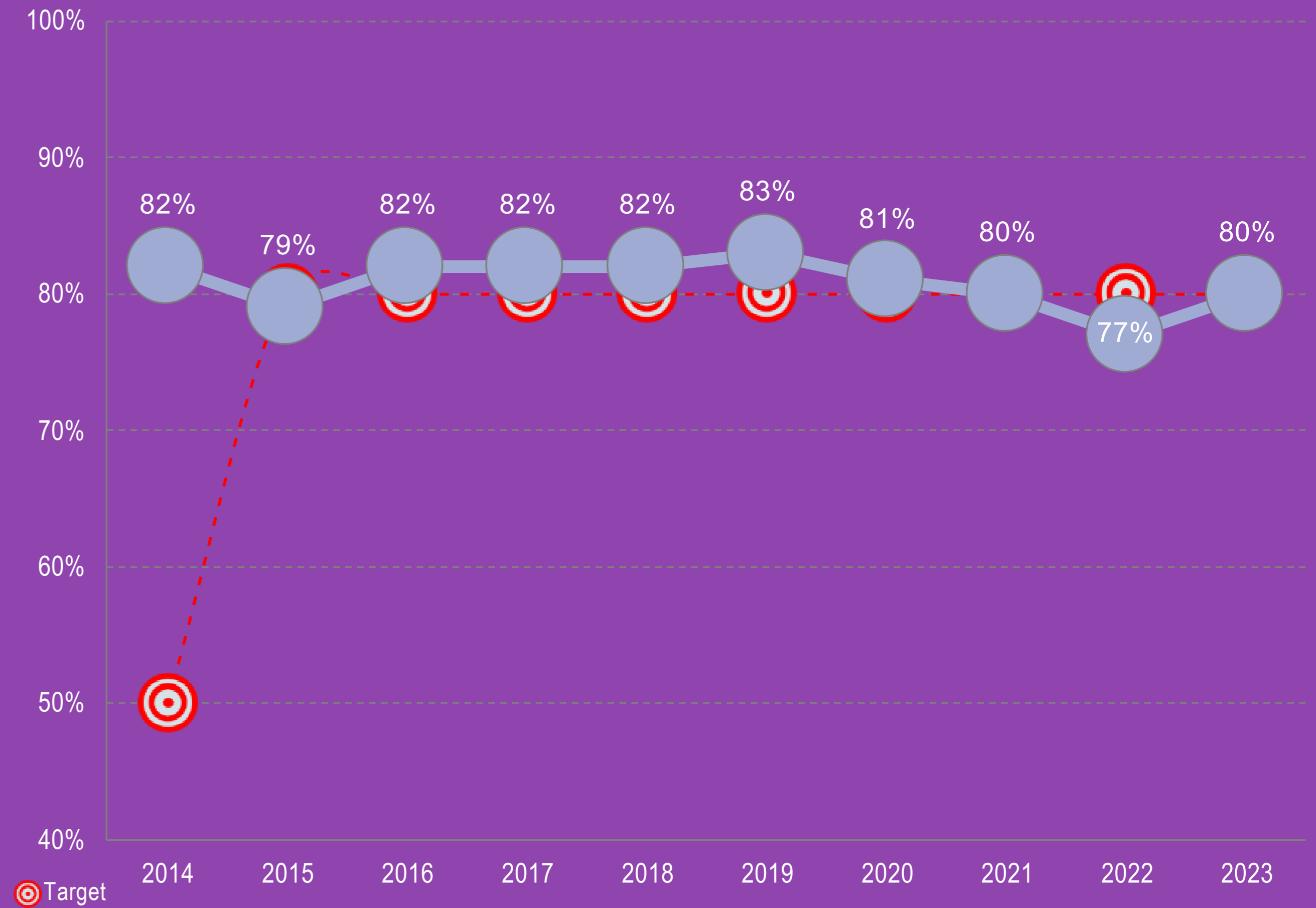
Percentage of respondents from learning-related events agreeing or strongly agreeing that the training was overall useful. Based on learning-related events with completed Kirkpatrick level 1 evaluation data online.





# % OF SAMPLED RESPONDENTS CONFIRMING APPLICATION

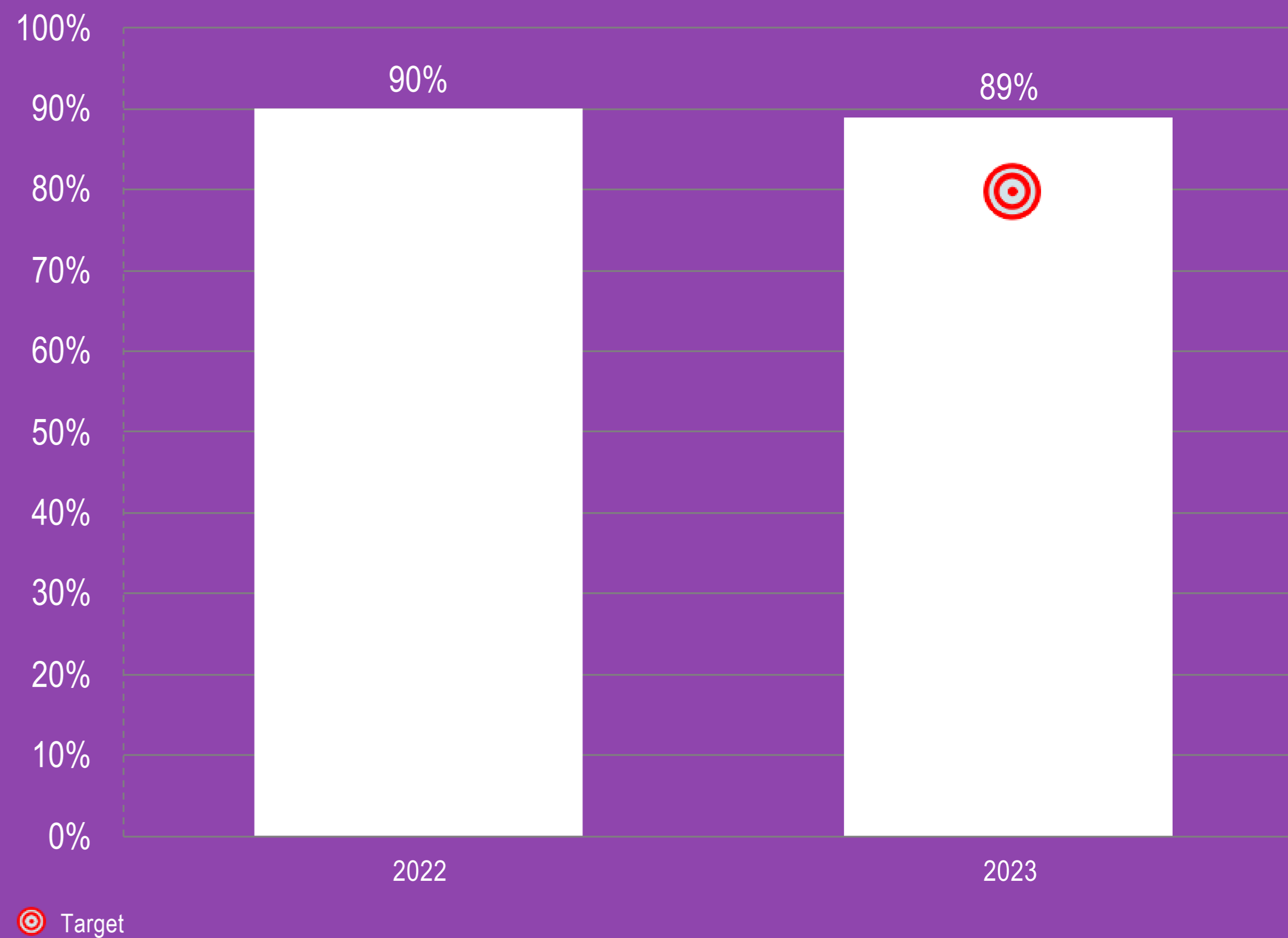
Proportion of randomly sampled participants from learning-related events confirming having applied knowledge and/or skills from UNITAR training. Actual values should not be interpreted as representing all learning-related participants, but only those that were included in the evaluation (some participants were excluded from the evaluation due to invalid or missing email addresses). As of 2022, the indicator is measured as participants agreeing or strongly agreeing having applied knowledge/skills instead of a binary response.






# % OF SAMPLED RESPONDENTS CONFIRMING APPLICATION TO SDGs

Proportion of randomly sampled participants from learning-related events agreeing or strongly agreeing that application of knowledge and/or skills from UNITAR training has contributed to SDGs. Actual values should not be interpreted as representing all learning-related events, but only those events that were included in the sample (some events were excluded from the sample due to invalid or missing email addresses of beneficiaries) and those beneficiaries who affirmed application of knowledge and skills.





# BUDGET 2023

12-MONTH MINIMUM  
OPERATIONAL  
RESERVE

**Actual:  
23 months**

% TARGET

 **191%**

BIENNIUM GROWTH  
RATE

**17.3%**

% TARGET

 **197%**




ANNUAL BUDGETARY  
PERFORMANCE (%)

**100%**

% TARGET

 **105%**

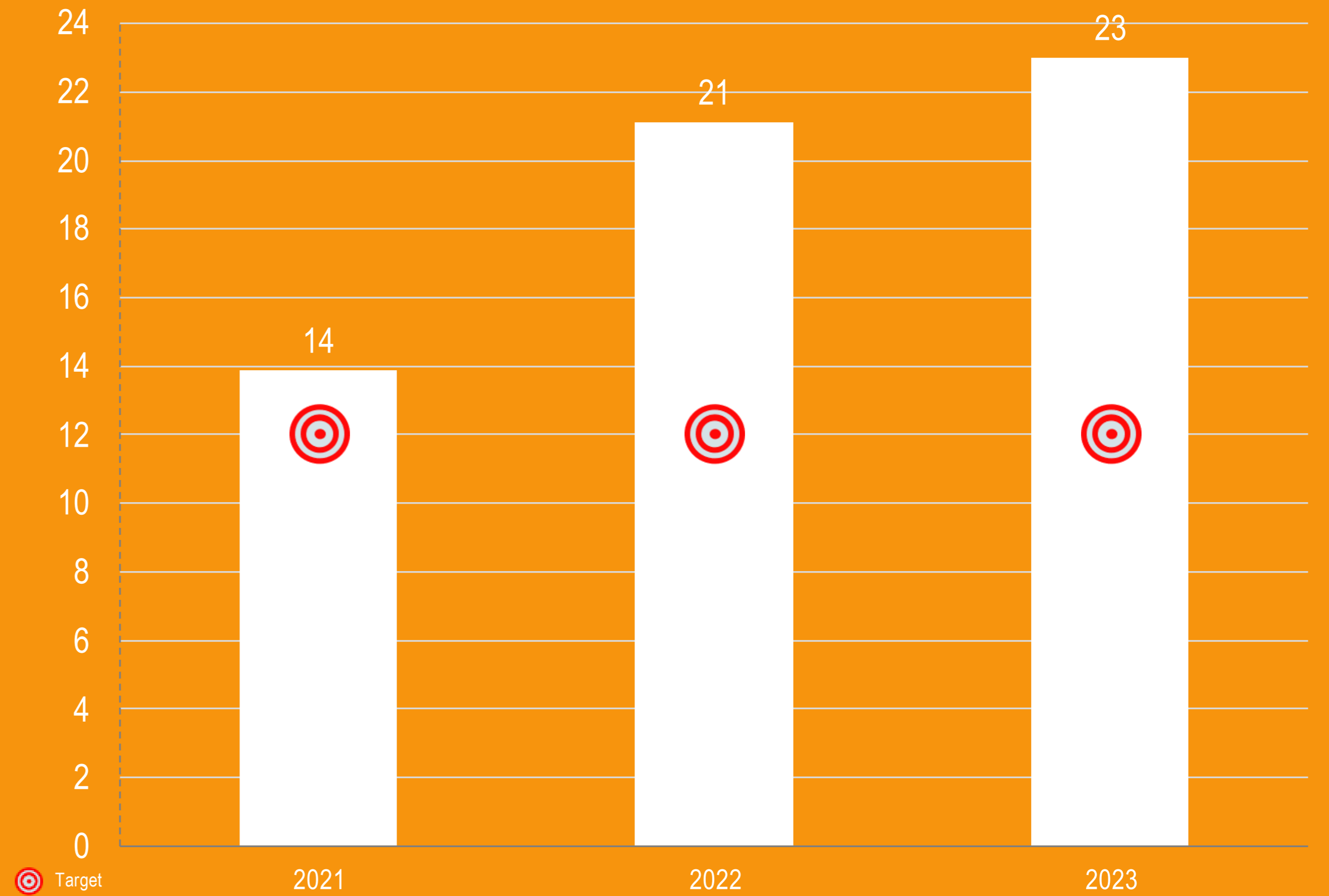
MARKERS:

-  Above/on target
-  Approaching target
-  Below target



# MINIMUM OPERATIONAL RESERVE

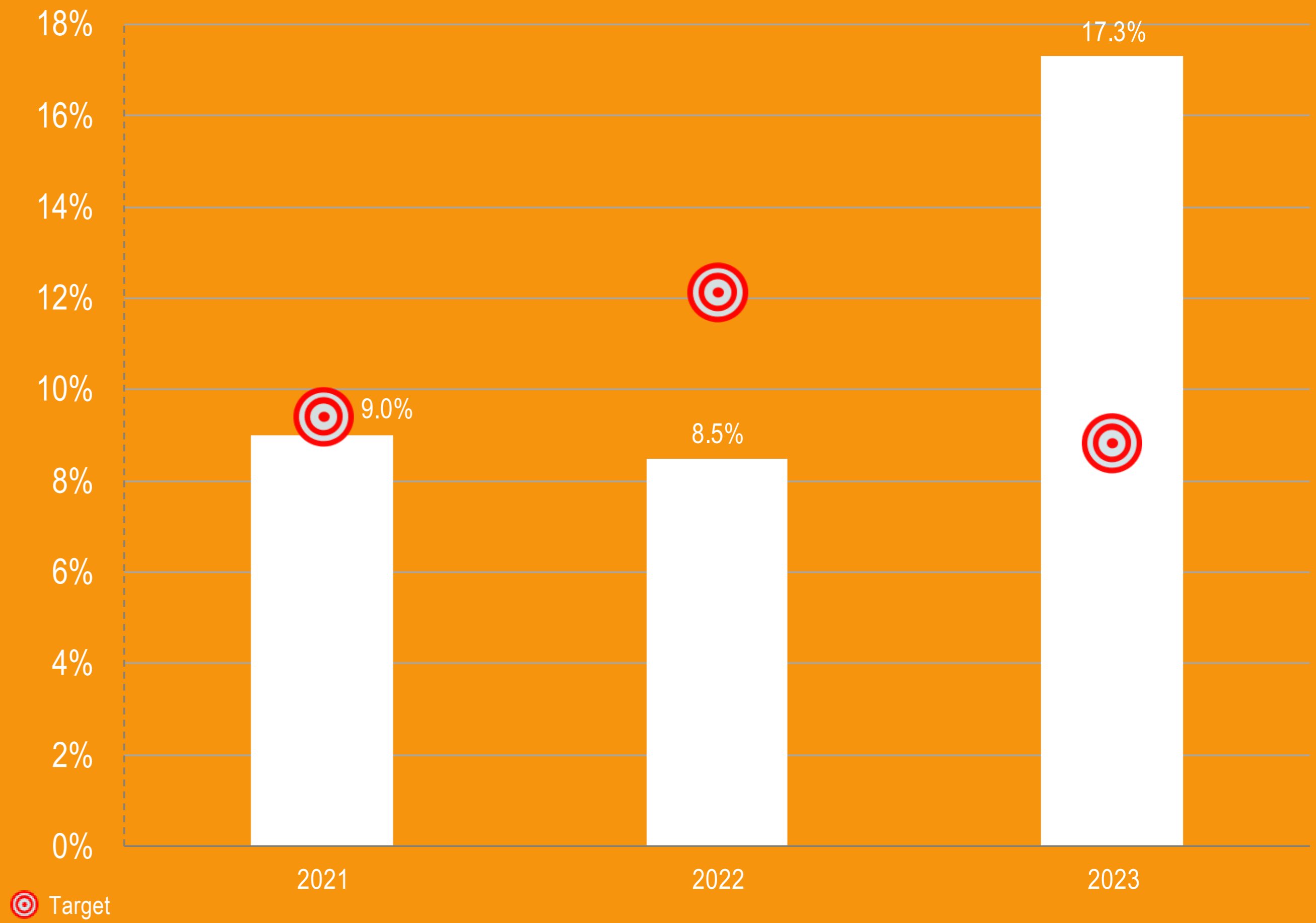
Maintenance of 12-month minimum operational reserve (binary indicator). The target was defined in 2023. Therefore, it is not applicable to previous years. Illustrative targets are included for 2021 and 2022.





# BIENNIUM GROWTH RATE

Biennium growth rate based on expenditures/delivery on an actual to action, cash basis. The target was defined in 2023. Therefore, it is not applicable to previous years' figures. Illustrative targets are included for 2021 and 2022.







# ANNUAL BUDGETARY PERFORMANCE

Annual budgetary performance measured by financial delivery against budget. Minimum of 95 per cent.

The target was defined in 2023. Therefore, it is not applicable to previous years' figures. Illustrative targets included for 2021 and 2022.

